

COVID-19 Health and Safety

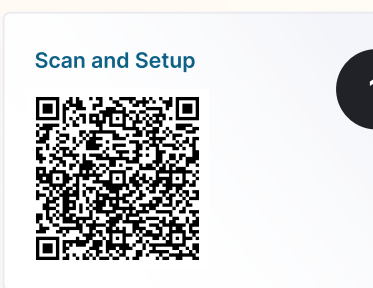
To attend, you are required to COVID-clear in advance of your arrival by providing a Fully Completed Vaccine record.

To facilitate this process, we have partnered with VOW Digital Health.



How VOW works

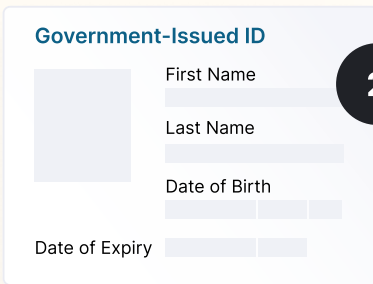
Follow these steps to COVID-Clear.



1

Setup Account

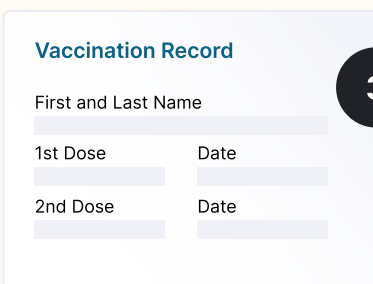
Click this [Private Link](#) from your smartphone or hover over the **QR Code** to set-up account.



2

Upload ID

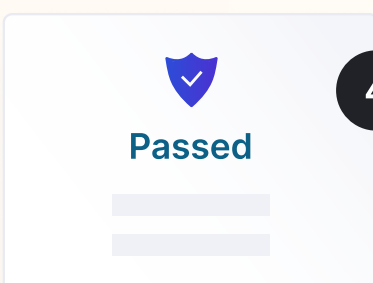
Upload a photo of your **Driver's License** or **Government-Issued ID**.



3

Upload Vaccine

Upload a photo of your **Fully Completed COVID-19 Vaccine Record**.



4

Receive VOW Pass

Receive a **VOW Digital Health Access Pass** via SMS on the date of the event.

FAQs

Creating VOW accounts for others?

Please follow these guidelines:

- Each attendee must have their own account with the correct first and last name.
- To set up a new account, Click on **“Account”** icon on the bottom of the page and **Logout** of your account.
- Click on **Create an Account** and Upload ID.
- Click on **“Add new Health Protocol”** and enter **R6V-XPY**.
- Follow required steps to COVID clear. Rinse and repeat.

What does VOW do with your info?

Data captured while on VOW Digital Health is used for the purpose of helping you set up an account and ensuring you are COVID-cleared prior to arrival. Images uploaded to VOW Digital Health will be purged after the event ends. Attendee information is not used for promotional purposes.

Questions?

Please email us at