


BLUE GREEN ALGAE



Mary Wazgin

Blue green algae often start as small clumps.

Blue green algae blooms often begin as small rounded or fuzzy clumps of green in the water (above). As the bloom intensifies the clumps come together coating the water surface. At this point the blooms resemble pea soup. In areas with very high densities, or where the algae have washed ashore, there may be a paint-like bright blue sheen as (below).



Ron Haskell

Blue green algae along the shoreline often have an oily-looking sheen.

Report Your Algae Sightings:

If you see a suspected algae bloom, please report it to the Lake Champlain Committee to further our understanding of blooms on Lake Champlain and so we can investigate whether it contains toxic species.

For More Information:

The Field Guide to Aquatic Phenomena produced by the Maine Department of Environmental Protection has information and photos about objects that may float on the water.

Webpage link: www.umaine.edu/WaterResearch/FieldGuide/

The Vermont Department of Health posts information about the status of blue green algae blooms on Lake Champlain during the summer months.

Webpage link: healthvermont.gov/enviro/bg_algae/bgalgae.aspx

*The **Lake Champlain Committee** is a membership-supported non profit organization that has been working in New York, Vermont and Quebec since 1963 to protect the integrity of the Lake Champlain ecosystem and recreational resources through science-based advocacy, education and research. We welcome your participation!*



Lake Champlain Committee

Science-based advocacy for a clean, accessible Lake

106 Main Street, STE 200
Burlington, VT 05401

Phone: 802-658-1414
Fax: 802-658-1405

Email: lcc@lakechamplaincommittee.org
Website: www.lakechamplaincommittee.org




This flyer is produced with funding support from the Lake Champlain Basin Program.



Printed on non-chlorine bleach recycled paper in the interest of clean water!

RECOGNIZING BLUE GREEN ALGAE IN LAKE CHAMPLAIN



Mary Wazgin


Blue green algae washed up along shoreline rocks.

Blue-green algae blooms have captivated public attention in part because of their potential production of toxins. But not all algae blooms are blue-greens and not all blue-green blooms are toxic.

This flyer is a visual guide to various types of floating phenomena on Lake Champlain. The key should not be relied upon to determine whether or not a blue green algae bloom contains toxins. It should however, help identify some other common accumulations of plant matter that are often mistaken for blue green algae.

FLOATING PHENOMENA THAT AREN'T BLUE GREEN ALGAE BLOOMS

DUCKWEED



John Cross

Duckweed, a plant unrelated to algae, appears algae-like when it proliferates and washes ashore, but you should be able to note that each speck is an individual flattened floating leaf, while blue-green algae have no leaves. There are a number of different species of duckweed, all in the family *Lemnaceae*. Duckweed is most common in sheltered bays and inlets.

OTHER ALGAE



Great Lakes WATER Institute

Lake Champlain also experiences blooms of non-toxic green algae such as *Cladophora*. This species grows attached to rocks and breaks off in clumps that may appear brown or green and stringy. *Cladophora* do not form paint-like oily slicks. Other examples of algae that are not blue-greens may look like long green hairs, green clumps, yellowish clouds, or gelatinous brown balls.

POLLEN



Mike Winston

Accumulations of pollen from pine and other trees may also appear algae-like. Pollen forms a film on the water, but unlike algae it is yellowish and will feel coarse to the touch rather than slimy. When pollen is abundant it will coat items on land as well as in the water. Pollen most often accumulates in spring and early summer.